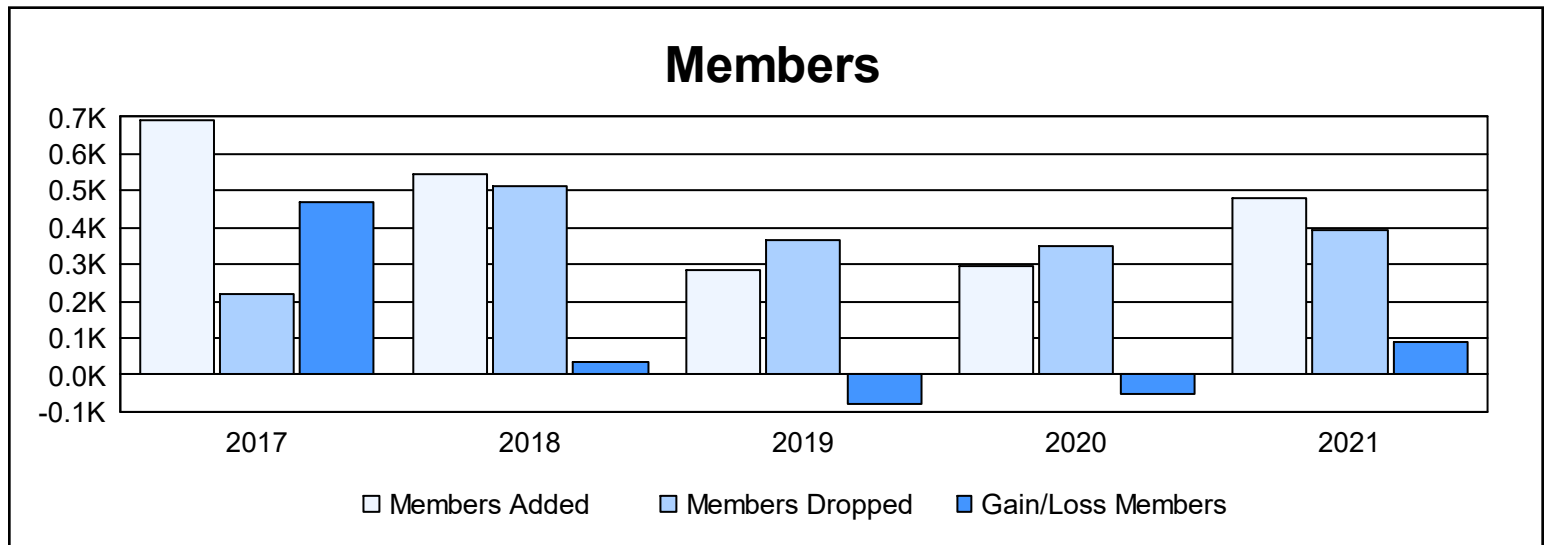
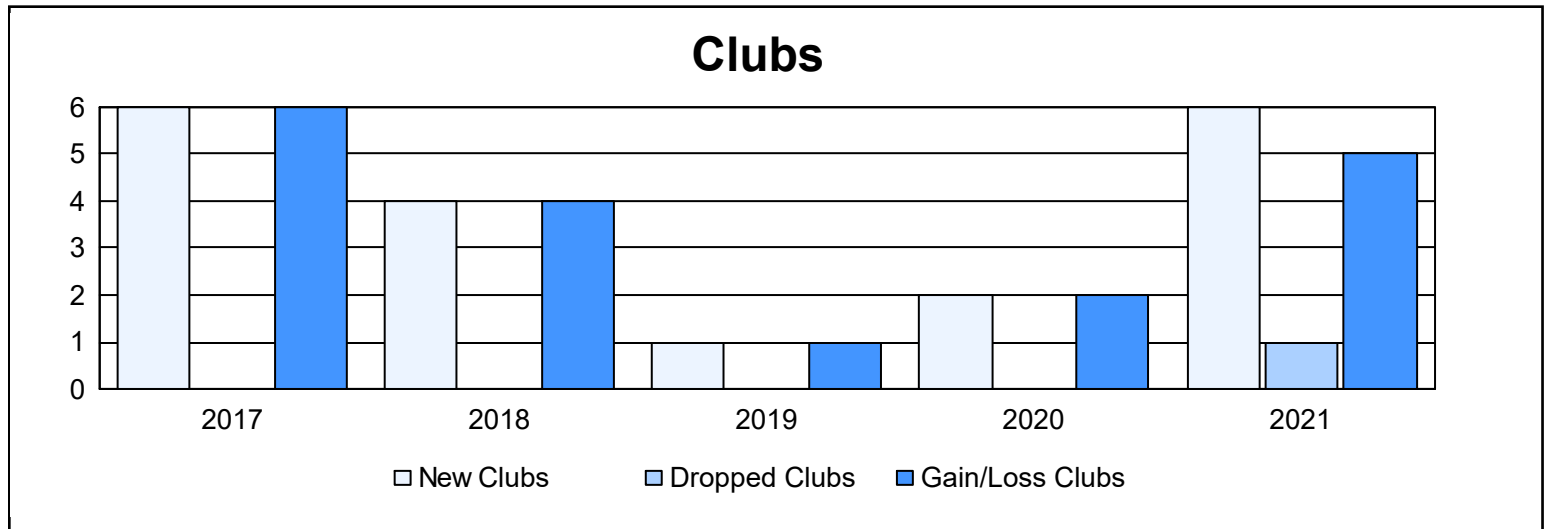
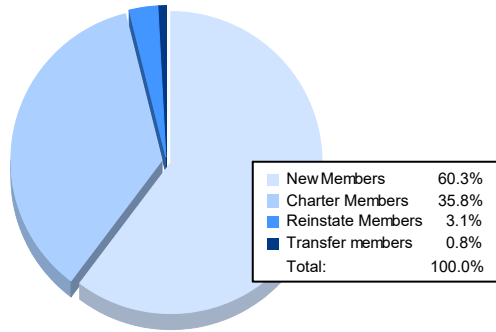


| Year | New Clubs | Dropped Clubs | Gain/ Loss Clubs | New Members | Charter Members | Reinstate Members | Transfer Members | Total Member Added | Total Members Dropped | Gain/ Loss Members |
|----------------|-----------|---------------|------------------|-------------|-----------------|-------------------|------------------|--------------------|-----------------------|--------------------|
| 2016-2017 | 6 | 0 | 6 | 499 | 163 | 22 | 5 | 689 | 221 | 468 |
| 2017-2018 | 4 | 0 | 4 | 394 | 139 | 9 | 4 | 546 | 512 | 34 |
| 2018-2019 | 1 | 0 | 1 | 193 | 47 | 27 | 19 | 286 | 364 | -78 |
| 2019-2020 | 2 | 0 | 2 | 238 | 43 | 11 | 4 | 296 | 349 | -53 |
| 2020-2021 | 6 | 1 | 5 | 290 | 172 | 15 | 4 | 481 | 391 | 90 |
| Average | 4 | 0 | 4 | 323 | 113 | 17 | 7 | 460 | 367 | 92 |



Membership Composition June 2021 Cumulative



Gender Composition June 2021 Cumulative

